






		TOTALE				CASA			FUORI		
	Pt	Pg	V	S	V	S	V	S	V	S	
	Basebal Cina Taipei										
1	MONKEYS	0	0	0	0	0	0	0	0	0	0
	CTBC BROTHERS	0	0	0	0	0	0	0	0	0	0
	FUBON GUARDIANS	0	0	0	0	0	0	0	0	0	0
	WC DRAGONS	0	0	0	0	0	0	0	0	0	0
	UNI LIONS	0	0	0	0	0	0	0	0	0	0


		TOTALE				CASA			FUORI		
	Pt	Pg	V	S	V	S	V	S	V	S	
	Baseball Australia ABL										
1	BRISBANE BANDITS	30	40	30	10	11	1	9	3		
2	ADELAIDE	25	40	25	15	9	3	7	5		
3	PERTH HEAT	23	40	23	17	6	6	7	5		
4	A. TUATARA	18	35	18	17	4	1	8	8		
	CANBERRA CAVALRY	18	37	18	19	9	7	0	8		
6	MELBOURNE ACES	15	36	15	21	6	5	1	7		
7	GEELONG-KOREA	13	40	13	27	6	6	2	9		
8	SYDNEY BLUE SOX	12	40	12	28	4	8	3	10		


		TOTALE				CASA			FUORI		
	Pt	Pg	V	S	V	S	V	S	V	S	
	Baseball Corea del Sud										
1	SSG LANDERS	64	50	32	18	2	2	1	3		
2	TWINS	62	52	32	20	2	2	1	3		
3	LOTTE GIANTS	60	48	29	19	2	2	1	3		
4	DINOS	53	49	26	23	2	2	1	3		
5	DOOSAN BEARS	50	48	24	24	2	2	1	3		
6	KIA TIGERS	49	47	23	24	2	2	1	3		
7	KIWOOM	41	54	22	32	2	2	1	3		
8	SAMSUNG LIONS	44	50	22	28	2	2	1	3		
9	HANWHA EAGLES	40	48	19	29	2	2	1	3		
10	WIZ	38	48	18	30	2	2	1	3		


		TOTALE				CASA			FUORI		
	Pt	Pg	V	S	V	S	V	S	V	S	
	Baseball Germania Girone A										
1	BONN	13	20	13	7	5	5	8	2		
2	HSV	12	20	12	8	7	3	5	5		
	PADERBORN	12	20	12	8	6	6	6	2		
4	DOHREN	9	18	9	9	4	4	5	5		
5	BERLIN FLAM.	6	16	6	10	3	5	3	5		
	COLONIA CARDIN	6	22	6	16	3	7	3	9		


		TOTALE				CASA			FUORI		
	Pt	Pg	V	S	V	S	V	S	V	S	
	Baseball Germania Girone B										
1	HEIDENHEIM	13	15	13	2	6	1	7	1		
	GUGGENBERGER	13	16	13	3	10	0	3	3		
3	MAGONZA	12	16	12	4	4	1	8	3		
4	STUTTGART	9	16	9	7	4	4	5	3		
5	HAAR	7	20	7	13	4	6	3	7		
6	HUNSTETTEN	4	16	4	12	2	5	2	7		
7	MANNHEIM	1	19	1	18	1	11	0	7		


		TOTALE				CASA			FUORI		
	Pt	Pg	V	S	V	S	V	S	V	S	
	Baseball Giappone Girone A										
1	TIGERS	31	46	31	14	4	8	4	8		
2	BAYSTARS	24	44	24	19	4	8	4	8		
	HIROSHIMA CARP	24	46	24	22	4	8	4	8		
4	GIANTS	23	47	23	24	4	8	4	8		
5	DRAGONS	17	46	17	29	4	8	4	8		
	TOKYO YAKULT SWALLOWS	17	47	17	28	4	8	4	8		


		TOTALE				CASA			FUORI		
	Pt	Pg	V	S	V	S	V	S	V	S	
	Baseball Giappone Girone B										
1	MARINES	25	42	25	15	4	8	4	8		
2	BUFFALOES	26	47	26	19	4	8	4	8		
3	HAWKS	23	43	23	18	4	8	4	8		
4	HAM FIGHTERS	21	48	21	27	4	8	4	8		
5	LIONS	19	46	19	26	4	8	4	8		
6	GOLDEN EAGLES	17	44	17	26	4	8	4	8		


		TOTALE				CASA			FUORI		
	Pt	Pg	V	S	V	S	V	S	V	S	
	Baseball Italia Girone A										
1	MACERATA ANG.	6	6	6	0	5	13	5	10		
2	ASD NETTUNO	3	6	3	3	5	13	5	10		
3	SSD MODENA BC	2	6	2	4	5	13	5	10		
4	BSC GODO	1	3	1	2	5	13	5	10		
5	BLACK PANTHERS	0	3	0	3	5	13	5	10		

		TOTALE				CASA			FUORI		
	Pt	Pg	V	S	V	S	V	S	V	S	
	Baseball Italia Girone B										
1	PARMACLIMA	5	6	5	1	5	13	5	10		
2	SAN MARINO	4	6	4	2	5	13	5	10		
3	FORTITUDO BO	3	6	3	3	5	13	5	10		
4	SENAGO MILANO	0	3	0	3	5	13	5	10		
	BBC MASTIFF	0	3	0	3	5	13	5	10		

		TOTALE				CASA			FUORI		
	Pt	Pg	V	S	V	S	V	S	V	S	
	Baseball Messico Girone A										
1	TOROS TIJUANA	25	39	25	14	2	2	1	3		
2	LAGUNA	24	38	24	14	2	2	1	3		
3	MONTERREY	22	37	22	15	2	2	1	3		
4	DOS LAREDOS	21	36	21	15	2	2	1	3		
	MONCLOVA	21	39	21	18	2	2	1	3		
6	DURANGO	18	35	18	17	2	2	1	3		
	SALTILLO	18	39	18	21	2	2	1	3		
	AGUASCALIENTES	18	39	18	21	2	2	1	3		
9	MARIACHIS	14	39	14	25	2	2	1	3		

		TOTALE				CASA			FUORI		
	Pt	Pg	V	S	V	S	V	S	V	S	
	Baseball Messico Girone B										
1	TABASCO	27	39	27	12	2	2	1	3		
2	MEXICO	25	39	25	13	2	2	1	3		
3	PUEBLA	18	36	18	17	2	2	1	3		
	YUCATAN	18	39	18	21	2	2	1	3		
	EL AGUILA	17	39	17	22	2	2	1	3		
	OAXACA	17	39	17	22	2	2	1	3		
7	QUINTANA ROO	16	40	16	24	2	2	1	3		
8	CAMPECHE	13	39	13	26	2	2	1	3		
9	LEON	12	39	12	27	2	2	1	3		

		TOTALE				CASA			FUORI		
	Pt	Pg	V	S	V	S	V	S	V	S	
	Baseball MLB Girone A										
1	NORFOLK TIDES	40	57	40	17	2	2	1	3		
2	DURHAM	33	57	33	24	2	2	1	3		
3	LEHIGH VALLEY	29	56	29	27	2	2	1	3		
4	CHARLOTTE	28	57	28	29	2	2	1	3		
5	SCRANTON/WILKES	27	57	27	30	2	2	1	3		
	W RED SOX	27	57	27	30	2	2	1	3		
7	ROCHESTER RW	26	55	26	29	2	2	1	3		
8	BUFFALO BISON	25	57	25	32	2	2	1	3		
9	SHRIMP	24	56	24	32	2	2	1	3		
10	SYRACUSE METS	22	57	22	35	2	2	1	3		

		TOTALE				CASA			FUORI		
	Pt	Pg	V	S	V	S	V	S	V	S	
	Baseball MLB Girone B										
1	ST. PAUL SAINTS	32	55	32	23	2	2	1	3		
2	IOWA CUBS	31	54	31	23	2	2	1	3		
	REDBIRDS	31	57	31	26	2	2	1	3		
4	COLUMBUS CLIP	30	56	30	26	2	2	1	3		
	LOUISVILLE BATS	30	56	30	26	2	2	1	3		
6	NASHVILLE S	28	56	28	28	2	2	1	3		
	INDIANAPOLIS	28	56	28	28	2	2	1	3		
8	TOLEDO MUD H	24	56	24	32	2	2	1	3		
	STRIPERS	24	57	24	33	2	2	1	3		
10	OMAHA SC	23	55	23	32	2	2	1	3		

		TOTALE				CASA			FUORI		
	Pt	Pg	V	S	V	S	V	S	V	S	

	Pt	TOTALE			CASA			FUORI		
		Pg	V	S	V	S	V	S		
1 SEAWOLVES	29	51	29	22	2	2	2	1	3	
2 CURVE	27	49	27	22	2	2	1	3		
3 SENATORS	26	50	26	24	2	2	1	3		
4 RUBBERDUCKS	25	50	25	25	2	2	1	3		
5 SQUIRRELS	22	50	22	28	2	2	1	3		
6 BAYSOX	18	49	18	31	2	2	1	3		

	Pt	TOTALE			CASA			FUORI		
		Pg	V	S	V	S	V	S		
1 PB CARDINALS	30	51	30	21	2	2	2	1	3	
2 HAMMERHEADS	29	51	29	22	2	2	1	3		
3 TORTUGAS	21	51	21	30	2	2	1	3		
4 ST. LUCIE METS	16	50	16	34	2	2	1	3		

	Pt	TOTALE			CASA			FUORI		
		Pg	V	S	V	S	V	S		
1 SMOKIES	28	51	28	23	2	2	1	3		
2 LOOKOUTS	27	50	27	23	2	2	1	3		
3 TRASH PANDAS	24	51	24	27	2	2	1	3		
4 BARONS	17	51	17	34	2	2	1	3		

	Pt	TOTALE			CASA			FUORI		
		Pg	V	S	V	S	V	S		
1 THRESHERS	36	50	36	14	2	2	1	3		
2 MUSSELS	28	51	28	23	2	2	1	3		
3 MARAUDERS	27	51	27	24	2	2	1	3		
4 BLUE JAYS	25	51	25	26	2	2	1	3		
5 TARPONS	21	51	21	30	2	2	1	3		
6 LF TIGERS	21	51	21	30	2	2	1	3		

	Pt	TOTALE			CASA			FUORI		
		Pg	V	S	V	S	V	S		
1 WAHOOS	31	51	31	20	2	2	1	3		
2 SHUCKERS	26	51	26	25	2	2	1	3		
3 BISCUITS	26	51	26	25	2	2	1	3		
4 BRAVES	24	50	24	26	2	2	1	3		

	Pt	TOTALE			CASA			FUORI		
		Pg	V	S	V	S	V	S		
1 MUDCATS	29	48	29	19	2	2	1	3		
2 DUCKS	28	47	28	19	2	2	1	3		
3 DELMARVA SHOR	24	50	24	26	2	2	1	3		
4 NATIONALS	23	49	23	26	2	2	1	3		
5 HILLCATS	23	51	23	28	2	2	1	3		
6 S. RED SOX	22	49	22	27	2	2	1	3		

	Pt	TOTALE			CASA			FUORI		
		Pg	V	S	V	S	V	S		
1 GREAT LAKES L	35	51	35	16	2	2	1	3		
2 WEST MICHIGAN	28	51	28	23	2	2	1	3		
3 DAYTON DRAGONS	26	51	26	25	2	2	1	3		
4 LAKE COUNTY C	25	51	25	26	2	2	1	3		
5 L. LUGNUTS	23	51	23	28	2	2	1	3		
6 FORT WAYNE T	22	51	22	29	2	2	1	3		

	Pt	TOTALE			CASA			FUORI		
		Pg	V	S	V	S	V	S		
1 COLUMBIA FIRE.	29	51	29	22	2	2	1	3		
2 MB PELICANS	29	51	29	22	2	2	1	3		
3 KANNAPOLIS CB	26	50	26	24	2	2	1	3		
4 AUGUSTA GREEN	26	51	26	25	2	2	1	3		
5 CHARLESTON R	21	51	21	30	2	2	1	3		
6 WOODPECKERS	19	50	19	31	2	2	1	3		

	Pt	TOTALE			CASA			FUORI		
		Pg	V	S	V	S	V	S		
1 CEDAR RAPIDS	29	51	29	22	2	2	1	3		
2 QUAD CITIES	27	51	27	24	2	2	1	3		
3 SOUTH BEND CUBS	26	51	26	25	2	2	1	3		
4 BELOIT SKY CARP	23	50	23	27	2	2	1	3		
5 PEORIA CHIEFS	23	51	23	28	2	2	1	3		
6 WISCONSIN TIMBER	18	50	18	32	2	2	1	3		

	Pt	TOTALE			CASA			FUORI		
		Pg	V	S	V	S	V	S		
1 TAMPA BAY RAYS	69	61	42	19	2	2	1	3		
2 TEXAS RANGERS	66	58	38	20	2	2	1	3		
3 BALTIMORE ORIOLES	63	59	37	22	2	2	1	3		
4 NEW YORK YANKEES	59	61	36	25	2	2	1	3		
5 LOS ANGELES DODGERS	58	60	35	25	2	2	1	3		
6 ARIZONA DIAMONDBACKS	58	60	35	25	2	2	1	3		
7 ATLANTA BRAVES	59	59	35	24	2	2	1	3		
8 HOUSTON ASTROS	59	59	35	24	2	2	1	3		
9 TORONTO BLUE JAYS	55	60	33	27	2	2	1	3		
10 MIAMI MARLINS	53	60	32	28	2	2	1	3		
11 MILWAUKEE BREWERS	54	59	32	27	2	2	1	3		
12 LOS ANGELES ANGELS	51	61	31	30	2	2	1	3		
13 PITTSBURGH PIRATES	53	58	31	27	2	2	1	3		
14 MINNESOTA TWINS	52	60	31	29	2	2	1	3		
15 NEW YORK METS	50	60	30	30	2	2	1	3		
16 BOSTON RED SOX	51	59	30	29	2	2	1	3		
17 SEATTLE MARINERS	49	59	29	30	2	2	1	3		
18 SAN FRANCISCO GIANTS	49	59	29	30	2	2	1	3		
19 GUARDIANS	46	59	27	32	2	2	1	3		
20 SAN DIEGO PADRES	46	59	27	32	2	2	1	3		
21 PHILADELPHIA PHILLIES	46	59	27	32	2	2	1	3		
22 COLORADO ROCKIES	43	61	26	35	2	2	1	3		
23 CHICAGO WHITE SOX	43	61	26	35	2	2	1	3		
24 CHICAGO CUBS	45	58	26	32	2	2	1	3		
25 DETROIT TIGERS	46	57	26	31	2	2	1	3		
26 CINCINNATI REDS	44	59	26	33	2	2	1	3		
27 ST. LOUIS CARDINALS	42	60	25	35	2	2	1	3		
28 WASHINGTON NATIONALS	42	59	25	34	2	2	1	3		
29 KANSAS CITY ROYALS	31	59	18	41	2	2	1	3		
30 OAKLAND ATHLETICS	20	61	12	49	2	2	1	3		

	Pt	TOTALE			CASA			FUORI		
		Pg	V	S	V	S	V	S		
1 HUDSON VALLEY	29	51	29	22	2	2	1	3		
2 JERSEY SHORE B	27	50	27	23	2	2	1	3		
3 GRASSHOPPERS	26	49	26	23	2	2	1	3		
4 BLUE ROCKS	25	50	25	25	2	2	1	3		
5 ABERDEEN IRON	24	50	24	26	2	2	1	3		
6 BROOKLYN CY	22	50	22	28	2	2	1	3		

	Pt	TOTALE			CASA			FUORI		
		Pg	V	S	V	S	V	S		
1 WS DASH	28	49	28	21	2	2	1	3		
2 GREENVILLE DRIVE	28	51	28	23	2	2	1	3		
3 BOWLING GREEN	23	47	23	24	2	2	1	3		
4 ROME BRAVES	24	51	24	27	2	2	1	3		
5 ASHEVILLE T	22	47	22	25	2	2	1	3		
6 HICKORY CRAW	18	47	18	29	2	2	1	3		

	Pt	TOTALE			CASA			FUORI		
		Pg	V	S	V	S	V	S		
1 VANCOUVER CA	27	50	27	23	2	2	1	3		
2 SPOKANE INDIANS	26	50	26	24	2	2	1	3		
3 TRI-CITY DUST D	26	51	26	25	2	2	1	3		
4 EUGENE EMERALDS	26	51	26	25	2	2	1	3		
5 EVERETT AQUASOX	25	51	25	26	2	2	1	3		
6 HILLSBORO HOPS	22	51	22	29	2	2	1	3		

	Pt	TOTALE			CASA			FUORI		
		Pg	V	S	V	S	V	S		
1 GIANTS	32	51	32	19	2	2	1	3		
2 FRESNO	25	51	25	26	2	2	1	3		
3 NUTS	25	51	25	26	2	2	1	3		
4 PORTS	19	51	19	32	2	2	1	3		

	Pt	TOTALE			CASA			FUORI		
		Pg	V	S	V	S	V	S		
1 QUAKES	32	51	32	19	2	2	1	3		
2 STORM	26	48	26	22	2	2	1	3		
3 66ERS	23	48	23	25	2	2	1	3		
4 RAWHIDE	19	51	19	32	2	2	1	3		